



















46 4x50m Medley Mixed Final

Official

☰ Entries
☰ Heats
☰ Summary
📄

Total All ages

Rank	Competitor	Age	Club	RT	PTS	Result
1	Mt Eden Swimming A	18	Mt Eden Sw...	0.57		1:56.40 +0.39 Entry: 1:56.01
	Maya Loomes	17 (0.57)	15.35	31.49	31.49	
	Caleb Yin	15 (0.03)	13.36	29.70	1:01.19	
	Clayton Fell	18 (0.45)	12.09	26.74	1:27.93	
	Carolann Faeamani (V)	17 (0.41)	13.55	28.47	1:56.40	
2	Coast Swimming Club A	17	Coast Swim...	0.64		1:57.30 -3.49 Entry: 2:00.79
	Hayley Wyatt	14 (0.64)	15.56	30.91	30.91	
	Suqi Jia	17 (0.57)	15.86	34.96	1:05.87	
	William Delamare	17 (0.50)	11.67	25.70	1:31.57	
	Murray Barnes	14 (-0.03)	12.20	25.73	1:57.30	
3	Jasi Swim Club A	17	Jasi Swim ...	0.93		1:59.81 -8.20 Entry: 2:08.01
	Sydney Alva	15 (0.93)	16.33	32.21	32.21	
	Kian Bayliss	14 (0.10)	13.69	31.00	1:03.21	
	Kaia Hartstonge	13 (0.06)	13.63	30.55	1:33.76	
	Noah Caldwell	17 (0.65)	12.75	26.05	1:59.81	
4	North Shore Swimming Club A	17	North Shore...	0.62		2:00.52 -3.91 Entry: 2:04.43
	Clement Choo	15 (0.62)	14.30	29.14	29.14	
	Johan-Albert Vorster	13 (0.90)	15.20	33.60	1:02.74	
	Brooke Humphries	14 (0.33)	13.28	30.18	1:32.92	
	Olivia Bates	17 (0.17)	13.27	27.60	2:00.52	
5	Greymouth Swim Club A	17	Greymouth ...	0.58		2:01.05 -2.53 Entry: 2:03.58
	Rae Murphy	15 (0.58)	16.60	33.74	33.74	
	Emil Fischer	17 (0.26)	13.72	30.09	1:03.83	
	Emma Bryan	14 (0.55)	13.92	30.70	1:34.53	
	Zac Gallant	16 (0.54)	12.91	26.52	2:01.05	
6	Pukekohe Swimming Club A	17	Pukekohe S...	0.84		2:01.96 -1.33 Entry: 2:03.29
	Kayden Te Anga	17 (0.84)	14.47	29.21	29.21	
	Annabelle Shields	14 (0.12)	16.20	35.60	1:04.81	
	Lara Migounoff	14 (0.37)	14.53	31.59	1:36.40	
	Bishop Lafaele-Pucher	15 (0.46)	12.32	25.56	2:01.96	
7	Matamata Swim Club A	19	Matamata ...	0.66		2:02.84 -3.82 Entry: 2:06.66
	Taylor Batchelor	15 (0.66)	16.86	34.21	34.21	
	Ella Ramsay	17 (0.22)	14.33	31.74	1:05.95	
	Brathan Balsom	19 (0.44)	14.19	31.19	1:37.14	
	Miles Julian	18 (0.37)	12.41	25.70	2:02.84	
8	Liz van Welie Aquatics A	15	Liz van Weli...	0.65		2:02.99 -3.40 Entry: 2:06.39

		Luke Houghton	15	(0.65)	15.91	32.15	32.15	
		Alyssa Salmons	15	(0.42)	16.39	35.93	1:08.08	
		Tom Crisp	14	(0.16)	12.44	27.85	1:35.93	
		Camryn Guthrie	15	(0.23)	13.13	27.06	2:02.99	
9		Ashburton Swim Team A	16		Ashburton ...	0.73	2:03.94	+15.34
		Bella Wilson	16	(0.73)	16.95	33.51	33.51	
		Connor Jenkins	15	(0.10)	13.61	30.15	1:03.66	
		Nico Thompson	15	(0.40)	13.34	29.19	1:32.85	
		Elliot Watson	15	(0.41)	15.05	31.09	2:03.94	
10		Coast Swimming Club B	15		Coast Swim...	0.61	2:04.00	-0.74
		Koby Piggott	15	(0.61)	14.69	29.53	29.53	
		Seamus Avery	13	(0.33)	15.43	34.63	1:04.16	
		Emma Du	14	(0.48)	14.40	30.87	1:35.03	
		Elsie Brown	14	(0.43)	13.61	28.97	2:04.00	
11		Swim Rotorua A	14		Swim Rotorua	0.68	2:07.37	-1.54
		Giselle Yee	13	(0.68)	16.15	33.03	33.03	
		Symi Stewart	13	(0.49)	17.68	38.54	1:11.57	
		Jun Kim	14	(0.71)	12.95	28.70	1:40.27	
		Anaru Fitzell	14	(0.07)	13.04	27.10	2:07.37	
12		Aquabladz NP A	16		Aquabladz NP	0.65	2:07.80	-3.19
		Harrison Soffe	13	(0.65)	16.31	33.13	33.13	
		Jacob Parker	15	(0.54)	15.03	33.63	1:06.76	
		Lily Hill	14	(0.48)	14.24	31.88	1:38.64	
		Claudia Brock	16	(0.79)	14.30	29.16	2:07.80	
13		Selwyn Swim Club A	15		Selwyn Swi...	0.68	2:09.23	-1.83
		Khloe Spooner	13	(0.68)	16.35	33.34	33.34	
		Jono Graham	15	(0.21)	15.73	35.01	1:08.35	
		Evie Spencer Smith	14	(0.80)	14.89	32.14	1:40.49	
		Clark Emanuel	14	(0.49)	13.79	28.74	2:09.23	
14		Pirates Swim Team A	15		Pirates Swi...	0.80	2:11.72	-2.26
		Ciara Whyte	15	(0.80)	15.94	32.45	32.45	
		Viktorie Fukac	14	(0.12)	18.04	39.24	1:11.69	
		Oscar Hodge	13	(0.87)	14.75	32.53	1:44.22	
		Alexander McElrea	14	(0.45)	13.33	27.50	2:11.72	
15		Aquagym Swim Timaru A	17		Aquagym S...	0.70	2:11.90	
		Kaleb Brown	17	(0.70)	15.96	31.67	31.67	
		Addison Campbell	14	(0.46)	17.59	38.52	1:10.19	
		Leon McDonald	14	(0.50)	14.92	32.38	1:42.57	
		Christy Na	14	(0.29)	14.13	29.33	2:11.90	
16		Napier Aquahawks A	16		Napier Aqu...	0.68	2:12.93	+2.68
		Phoenix Botes	13	(0.68)	15.99	32.62	32.62	
		Aiden Carlisle	13	(0.45)	16.78	36.76	1:09.38	
		Tyla Motley	16	(0.35)	14.80	32.87	1:42.25	
		Annabelle Lott	15	(0.44)	14.30	30.68	2:12.93	
17		Papakura Swimming Club A	17		Papakura S...	0.72	2:16.30	

	Janessa Palmer	15	(0.72)	18.94	37.28	37.28	
	Benjamin Weston	15	(0.40)	17.76	39.22	1:16.50	
	Ethan Doidge	17	(0.33)	14.33	30.92	1:47.42	
	Analiah Palmer	17	(0.37)	13.92	28.88	2:16.30	
-	 Nelson Marlborough Region...	18		Nelson Marl...	0.65		2:05.82
	Finlay McNabb	17	(0.65)	14.31	29.19	29.19	
	Ella Clements	15	(0.63)	17.28	38.37	1:07.56	
	Dylan Reid	18	(0.48)	12.77	27.96	1:35.52	
	Carys McNabb	16	(0.62)	14.49	30.30	2:05.82	
-	 HBPB Regional Team B	15		HBPB Regi...			DNS
	Christina McCutcheon	14					
	Noah Smith	13					
	Liam McEntee	15					
	Lili Caviale-Delzescaux	13					
-	 HBPB Regional Team A	16		HBPB Regi...	0.68		2:02.87
	Max MacInnes	16	(0.68)	14.26	29.25	29.25	
	Eli Rasmussen	16	(0.30)	14.57	32.47	1:01.72	
	Ella Fritchley	13	(0.59)	14.89	32.41	1:34.13	
	Tiana Marsden	16	(0.29)	13.71	28.74	2:02.87	
-	 Tawa Swimming Club A	15		Tawa Swim...	0.60		2:06.15 -3.58 Entry: 2:09.73
	Helen Brightwell	15	(0.60)	16.89	34.05	34.05	
	Justin Zhang	15	(0.32)	14.75	32.42	1:06.47	
	Luca Lavigne	15	(0.39)	13.13	28.37	1:34.84	
	Hadassah Humphries	15	(0.57)	15.04	31.31	2:06.15	
-	 Nelson Marlborough Region...	17		Nelson Marl...	0.61		2:06.11
	Ariana Ferguson	17	(0.61)	15.67	32.69	32.69	
	Ryan Beardsmore	17	(0.35)	14.85	33.63	1:06.32	
	Claudine Bennett	15	(0.55)	14.72	32.20	1:38.52	
	James Trimbo	14	(0.38)	13.21	27.59	2:06.11	
-	 HBPB Regional Team C			HBPB Regi...	0.62		2:19.18
			(0.62)	16.05	32.77	32.77	
			(0.60)	18.74	40.95	1:13.72	
			(0.62)	17.06	36.64	1:50.36	
			(0.30)	13.90	28.82	2:19.18	